



BURNET COUNTY EMERGENCY SERVICES DISTRICT NO. 2

P.O. Box 249

Buchanan Dam, Texas 78609-0249

**Minutes (Official) – July 17, 2025**

**1. (AI)<sup>1</sup> Call meeting to order.**

*(AD)<sup>2</sup> At 6:00p.m., July 17, 2025, the Regular Meeting for the Board of Emergency Service Commissioners of Burnet County Emergency Services District No. 2 was called to order by President Sharon Barclay at the Cassie Volunteer Fire Department, 3900 RR 690, Burnet, Texas 78611. Notice of this meeting (Enclosure 1) had been previously posted at the Burnet County Courthouse and the Burnet County website, ([Burnet County burnetcountytexas.org](http://Burnet County burnetcountytexas.org)) in compliance with the provisions of Chapter 551, Texas Government Code.*

**2. (AI) Establish a quorum.**

*(AD) Board members in attendance were:*

*Sharon Barclay  
William Proffer  
Felecia Sanchez  
Robbie Cheatham  
Jodeen Lee-Absent*



**3. (AI) Pledge of Allegiance**

*(AD) The quorum having been established, the Pledge of Allegiance to the United States was rendered with appropriate honors.*

---

<sup>1</sup> AI – Agenda Item

<sup>2</sup> AD – Action and/or Discussion by BCESD-2Commissioners

**4. (AI) Invocation**

*(AD) Commissioner Barclay offered the Invocation.*

**5. (AI) Welcome guests**

*(AD) Commissioner Barclay welcomed all visitors to the meeting:*

*Chief Derrick Curtis  
Mrs. Laura Schneider, CVFD Treasurer  
Mrs. Kim Neve  
Mr. Mike Rivera  
Mr. Thomas Herwig  
Mrs. Megan Paz ESD2 Administrative Assistant*

**6. (AI) Comments from the Board and Public not scheduled on the agenda may be made. However, no action can be taken on these matters, and the Board will not debate the comments at this meeting. Comments regarding specific agenda items should occur when the item is called. There is a 2-minute speaking limit.**

*(AD) Commissioner Barclay called for any comments regarding non-agenda items. No items were brought forward for discussion.*

**7. (AI) Accept minutes from the June 19, 2025, Meeting. (Barclay)**

*(AD) Commissioner Barclay called for any additional changes that need to be made to June 19, 2025, Meeting Minutes, with one correction noted, the minutes were accepted as presented.*

**8. (AI) Burnet County ESD No. 2 Treasurer Report. (Sanchez)**

*(AD) Commissioner Sanchez presented the Treasurer's Report*

*Balances- Checking: \$ 476,032.74*

*FSB of Burnet – Sales Tax: \$ 18,417.08*  
*Texas Class Reserve Investment: \$ 198,944.24*  
*Texas Class Sales Tax Investment: \$ 220,901.55*

*Total Income: \$ 15,203.66*

*Expenses: \$ 2,810.29*  
*Net Income: \$ 12,393.37*

*YTD Income \$ 580,028.35*  
*YTD Expenses \$ 246,077.52*  
*Budget \$ 586,827.40*

*Net Income \$ 333,950.83*

*Commissioner Barclay called for discussion and/or questions regarding the June 2025 Treasurers Report. With no further discussion, the Treasurers Report was accepted as presented.* (Enclosure 2)

**9. (AI) Discussion and/or action regarding the disbursement of funds (AD) Commissioner Sanchez.**

*(AD) Commissioner Sanchez reported that payment to Megan Paz will be disbursed.*

**10. (AI) Report from the Cassie Volunteer Fire Department.**

**A. Report of VFD (Chief Curtis / Asst. Chief Schoenfeld)**

- 1. Number of calls**
- 2. Staffing, Structure, Retention, Recruitment – Strategic Plan #3**
- 3. Training – Strategic Plan #4**
- 4. Other department activity or concerns.**

**B. Cassie VFD Financial Report (L. Schneider)**

*(AD) A1. Chief Curtis gave the report on CVFD activity for the month of June 2025.  
(Enclosure 3)*

*CVFD responded to a total of 19 calls –  
2 Fire-13 Rescue & EMS- 3 Good Intent-1 False Alarm  
Mutual Aid given –7 Mutal Aid received - 2  
There were 0 overlapping calls.*

*Average response 7:34 EMS 2:33 FIRE 9:44 Total*

*Total Average In-District calls – 7 In District 4-M-F – 7 and Out of District (Enclosure 3)*

*A2. Chief Curtis noted that CVFD has added 2 new staff members. Both Medics There were three Fire Fighters promoted to Lieutenant.*

*A3. There will be an upcoming Swiftwater Training class that members may be attending.*

*A4. CVFD did participate in the 4<sup>th</sup> of July Parade. Also, Chief Curtis mentioned that there will be staff going TEEKS to start building the brush truck.*

*B. Mrs. Kim Nave provided the CVFD Treasurers Report for June 2025.*

*There was a balance of \$ 78,161.49 in checking.  
Expenses: \$. 14,130.47  
Net Income: \$ -13,903.52  
YTD Expenses \$ 185,963.99  
Net Income YTD \$66,806.97*

*Mrs. Kim Nave provided the CVFD Account Report for June 2025.*

*There was a balance of \$128,826.28 in checking.  
Expenses were \$396.95  
Income \$ 9,409.67  
No Capital Expenditures*

*(Enclosure 4)*

**11. (AD) Administrative update of the Sales Tax Program for Burnet County ESD No. 2 including update on reports from HdL- Strategic Plan #5 Goal 6 (Proffer)**

(AI) Commissioner Proffer noted that the June Sales Tax received is \$8413.00 which is a YoY -14.2%. It was noted that not all tax payments have been received at this time. Commissioner Proffer noted that some home improvement expenses may not be reported by the taxpayers correctly (Enclosure 5)

**12. Joint Task Force Report – Strategic Plan #5 Goal 1. (Barclay/Proffer/Curtis/Schoenfeld)**

(AI) Commissioner Barclay noted the Joint Task Force did meet this last month with three items on the agenda. **Contract with CVFD:** The contract will need to be updated to reflect changes in wording and specific dates. **Facility Remodel:** There was discussion about the potential remodeling of the current building. **Brush Truck Grant:** There may be a possible grant opportunity from the Forest Service to assist with funding a brush truck.

Chief Curtis stated that there are requests for permits for fireworks stands / food trucks and other needed for Reveille Ranch.

Commissioner Barclay asked if there is any further discussion and/or questions regarding Joint Task Force, nothing at this time was brought forward.

**13. Report from CVFD regarding progress on Contract requirements. (Barclay)**

(AI) Commissioner Barclay stated that CVFD had fulfilled the contract requirements set forth to date in FY '24-25.

She stated that the payment structure that was implemented last FY was met favorably by CVFD

1 ½ payment 1<sup>st</sup> quarter

Full payment 2<sup>nd</sup> quarter

Full payment 3<sup>rd</sup> quarter

½ payment 4<sup>th</sup> quarter

Statement # 7 - Reporting requirements with financial reports, budget and maintaining licensing and training, Inventory, By laws, Insurance information are all in compliance.

*Statement #7.9 is completed.*

*Statement #7.10 is completed, done in a closed session with the Fire Board.*

**14. Discussion and/or action regarding CVFD Contract for FY 2025-26. (Barclay)**

*(AI) Commissioner Barclay the following updates to the FY '25-26 Contract. In section 3.2 dates needed to be changed. Continuing with same disbursement.*

*#7.6 Wording was changed to “one grant application as approved by the district” as there are so many grants to choose from.*

*#7.10 Need to change the wording as there is no need to elect a fire chief any further.*

*#11.4 Requires a date change through September 2026.*

*Commissioner Barclay noted that everyone should have received a copy and review for discussion. We will be voting during the August 2025 meeting.*

**15. Discussion and work on the BCESD2 budget for FY 2025-25. (Barclay)**

***A. Projected Income***

***B. Discussion on proceeding with Letters of Engagement from selected Auditor***

***C. BCAD fee for 2025-26.***

***D. Insurance costs – VFIS and Worker’s Comp***

***E. Other expenses for FY 2025-26.***

***F. Receive and approve the CVFD 2025-26 Budget***

*(AI) Commissioner Barclay noted she had sent a document for review prior to today’s meeting. Comparison of last year to current and each line items was compared and discussed.*

*B. Commissioners have received the Letters of Engagement with ORW; there was no further discussion, this will be put on the August Agenda for approval.*

*C. BCAD estimated fees for FY '25-26 \$7500.00*

*D. Insurance Costs –more details in October*

*E. All projected expenses were reviewed and discussed.*

*F. Receive and Approve 25-26 Budget for CVFD \$278,322.00 (Enclosure 6 )*

*Discussion regarding salary for one employee with new responsibilities was voted on by the CVFD Membership. The CVFD Board submitted the FY '25-26 Budget to the ESD.*

*Commissioner Barclay requested a motion to approve the Cassie Volunteer Fire Department budget for FY 2025-2026.*

*Commissioner Sanchez made the motion to approve the Cassie Volunteer Fire Department budget for FY 2025-2026.*

*Commissioner Cheatham seconded the motion; all in favor and passed unanimously.*

**16. Calendar of events for August 14, 2025 Meeting**

***A. Notice of Public Hearing as part of the August meeting to set the FY 2025-26 Budget and the Tax Rate for 2025.***

***B. Standing Agenda Items.***

***C. Strategic Plan updates.***

***D. Forward Service Provider Contract to Cassie VFD for their review and signatures.***


***E. Approve CVFD Volunteer Retention Bonus for September disbursement.***

***F. Approve Letters of Engagement with selected Auditor for annual audits.***


***17. Next meeting – Thursday, August 14, 2025, 6p.m. at the Cassie Volunteer Fire Department.***

**18. (AI) Adjourn**

***(AD) With no additional business, the Burnet County Emergency Services District No 2, July 17, 2025, Meeting was adjourned at 7:32 p.m.***

Signed by:  
  
12202000FE2A5155...

Robbie Cheatham  
Secretary  
Emergency Services District No. 2  
Burnet County  
July 17, 2025

DocuSigned by:  
  
61B10C10E100100...

Sharon K. Barclay  
President  
Emergency Services District No. 2  
Burnet County  
July 17, 2025



BURNET COUNTY EMERGENCY SERVICES DISTRICT No. 2  
P.O. BOX 249  
BUCHANAN DAM, TEXAS 78609-0249

**POSTED** Victoria Stafford  
Burnet County Clerk  
By Stephanie Sherrill at 8:22 am, Jul 11 2025

### NOTICE OF REGULAR MEETING

In compliance with the provisions of Chapter 551, Texas Government Code, notice is hereby given of a Regular Meeting of the Board of Emergency Services Commissioners of Burnet County Emergency Services District No. 2, to be held on Thursday, July 17, 2025, at 6:00 p.m. at the Cassie VFD Station located at 3900 RR 690, Burnet, Texas, 78611. This agenda is posted at the Burnet County Courthouse and on the [Burnet County \(burnetcountytexas.org\)](https://burnetcountytexas.org) website.

The following agenda items will be discussed, considered and action taken as appropriate:

#### AGENDA

1. Call meeting to order. (Barclay)
2. Establish a quorum. (Barclay)
3. Pledge of Allegiance. (Barclay)
4. Invocation. (Barclay)
5. Welcome guests. (Barclay)
6. Comments from the Board and Public not scheduled on the agenda may be made. However, no action can be taken on these matters, and the Board will not debate the comments at this meeting. Comments regarding specific agenda items should occur when the item is called. There is a 2-minute speaking limit.
7. Accept minutes from the June 19, 2025 Meeting. (Barclay)
8. Burnet County ESD No. 2 Treasurer Report. (Sanchez)
9. Discussion and/or action regarding the disbursement of funds. (Sanchez)
10. Report from the Cassie Volunteer Fire Department.
  - A. Report from CVFD Leadership (Chief Curtis/Asst. Chief Schoenfeld)
    1. Number of calls.
    2. Staffing, Structure, Retention, Recruitment-Strategic Plan #3
    3. Training-Strategic Plan #4
    4. Community Involvement – Strategic Plan #7





**BURNET COUNTY EMERGENCY SERVICES DISTRICT No. 2**  
**P.O. BOX 249**  
**BUCHANAN DAM, TEXAS 78609-0249**

5. Equipment and Apparatus - Strategic Plan #2
6. Other department activity or concerns.
- B. Cassie VFD Financial Report (L. Schneider)
- C. Discussion and/or action regarding Capital Expense request. (Curtis)
11. Administrative update of the Sales Tax Program for Burnet County ESD No. 2 including update on reports from HdL- Strategic Plan #5 Goal 6 (Proffer)
12. Joint Task Force Report – Strategic Plan #5 Goal 1. (Barclay/Proffer/Curtis/Schoenfeld)
13. Report from CVFD regarding progress on Contract requirements. (Schoenfeld)
14. Discussion and/or action regarding CVFD Contract for FY 2025-26. (Barclay)
15. Discussion and work on the BCESD2 budget for FY 2025-25. (Barclay)
  - A. Projected Income
  - B. Discussion on proceeding with Letters of Engagement from selected Auditor
  - C. BCAD fee for 2025-26.
  - D. Insurance costs – VFIS and Worker's Comp
  - E. Other expenses for FY 2025-26.
  - F. Receive and approve the CVFD 2025-26 Budget
16. Calendar of events for August 14, 2024 Meeting
  - A. Notice of Public Hearing as part of the August meeting to set the FY 2025-26 Budget and the Tax Rate for 2025.
  - B. Standing Agenda Items.
  - C. Strategic Plan updates.
  - D. Forward Service Provider Contract to Cassie VFD for their review and signatures.
  - E. Approve CVFD Volunteer Retention Bonus for September disbursement.
  - F. Approve Letters of Engagement with selected Auditor for annual audits.
17. Next meeting – Thursday, August 14, 2025, 6p.m. at the Cassie Volunteer Fire Department.
18. Adjourn

Sharon K. Barclay  
President  
Burnet County Emergency Services District No. 2  
Burnet County, Texas

Enclosure 2

4:54 PM  
07/07/25  
Cash Basis

Burnet County Emergency Services District #2  
Balance Sheet  
As of June 30, 2025

|                                | Jun 30, 25 |
|--------------------------------|------------|
| ASSETS                         |            |
| Current Assets                 |            |
| Checking/Savings               |            |
| First State Bank of Burnet     | 476,032.74 |
| FSB of Burnet-Sales Tax        | 18,417.08  |
| Texas Class Invest - Reserve   | 198,944.24 |
| Texas Class Invest - Sales Tax | 220,901.55 |
| Total Checking/Savings         | 914,295.61 |
| Total Current Assets           | 914,295.61 |
| TOTAL ASSETS                   | 914,295.61 |
| LIABILITIES & EQUITY           |            |
| Equity                         |            |
| Unrestricted Net Assets        | 580,344.78 |
| Net Income                     | 333,950.83 |
| Total Equity                   | 914,295.61 |
| TOTAL LIABILITIES & EQUITY     | 914,295.61 |

5:01 PM

07/07/25

Cash Basis

**Burnet County Emergency Services District #2**  
**Profit & Loss Budget vs. Actual**  
 October 2024 through June 2025

|                                      | Oct '24 - Jun 25  | Budget            | \$ Over Budget     |
|--------------------------------------|-------------------|-------------------|--------------------|
| <b>Income</b>                        |                   |                   |                    |
| Government Contracts                 |                   |                   |                    |
| Local Government Contracts           | 463,118.91        | 458,827.40        | 4,491.51           |
| Sales Tax Revenue                    | 103,671.39        | 100,000.00        | 3,671.39           |
| Total Government Contracts           | 566,790.30        | 558,827.40        | 8,162.90           |
| Interest Earned                      | 757.31            | 200.00            | 557.31             |
| Investments                          |                   |                   |                    |
| Interest-Investments                 | 12,480.74         | 28,000.00         | -15,519.26         |
| Total Investments                    | 12,480.74         | 28,000.00         | -15,519.26         |
| <b>Total Income</b>                  | <b>580,028.35</b> | <b>586,827.40</b> | <b>-6,799.05</b>   |
| <b>Expense</b>                       |                   |                   |                    |
| Capital Reserve                      | -17,588.15        | 207,269.90        | -224,858.05        |
| Contract Services                    |                   |                   |                    |
| Accounting Fees                      | 12,400.00         | 13,000.00         | -600.00            |
| Cassie Volunteer Fire Dept           | 227,863.13        | 260,415.00        | -32,551.87         |
| Contract Labor                       | 4,318.75          | 6,000.00          | -1,681.25          |
| CVFD-Capital Expenditures            | 4,239.51          | 10,000.00         | -5,760.49          |
| CVFD-Retention Bonuses               | 191.88            | 6,600.00          | -6,408.12          |
| HdL Companies                        | 2,819.00          | 3,000.00          | -181.00            |
| Insurance-Liability & D.O.           | 1,422.00          | 2,724.75          | -1,302.75          |
| Insurance-Workers Compensation       | 356.00            | 454.25            | -98.25             |
| Legal Fees                           | 1,583.02          | 5,000.00          | -3,416.98          |
| Outside Contract Services            |                   |                   |                    |
| Burnet Co. Appraisal Dist.           |                   |                   |                    |
| Tax Collection Legal Fees            | 386.48            |                   |                    |
| Taxes Refunded-Property Owners       | 372.74            |                   |                    |
| Burnet Co. Appraisal Dist. - Other   | 5,492.18          | 7,055.76          | -1,563.60          |
| Total Burnet Co. Appraisal Dist.     | 6,251.38          | 7,055.76          | -804.38            |
| Total Outside Contract Services      | 6,251.38          | 7,055.76          | -804.38            |
| <b>Total Contract Services</b>       | <b>261,444.67</b> | <b>314,249.76</b> | <b>-52,805.09</b>  |
| <b>Operational Reserve</b>           | <b>0.00</b>       | <b>58,682.74</b>  | <b>-58,682.74</b>  |
| <b>Operations</b>                    |                   |                   |                    |
| Newspaper Advertisement              | 52.00             | 100.00            | -48.00             |
| Postage, Mail Service                | 154.00            | 175.00            | -21.00             |
| <b>Total Operations</b>              | <b>206.00</b>     | <b>275.00</b>     | <b>-69.00</b>      |
| <b>Other Types of Expenses</b>       |                   |                   |                    |
| Community Involvement Expense        | 201.42            | 500.00            | -298.58            |
| Computer expense                     | 0.00              | 1,000.00          | -1,000.00          |
| Memberships and Dues                 | 1,598.58          | 1,750.00          | -151.42            |
| <b>Total Other Types of Expenses</b> | <b>1,800.00</b>   | <b>3,250.00</b>   | <b>-1,450.00</b>   |
| <b>Travel and Meetings</b>           |                   |                   |                    |
| Conference, Convention, Meeting      | 0.00              | 2,500.00          | -2,500.00          |
| Travel                               | 215.00            | 600.00            | -385.00            |
| <b>Total Travel and Meetings</b>     | <b>215.00</b>     | <b>3,100.00</b>   | <b>-2,885.00</b>   |
| <b>Total Expense</b>                 | <b>248,077.52</b> | <b>586,827.40</b> | <b>-340,749.88</b> |
| <b>Net Income</b>                    | <b>333,950.83</b> | <b>0.00</b>       | <b>333,950.83</b>  |

4:59 PM

07/07/25

Cash Basis

**Burnet County Emergency Services District #2**  
**Profit & Loss Detail**  
**June 2025**

| Type                                      | Date       | Num  | Name                          | Memo           | Paid Amount |
|---|------------|------|-------------------------------|----------------|-------------|
| <b>Income</b>                             |            |      |                               |                |             |
| <b>Government Contracts</b>               |            |      |                               |                |             |
| <b>Local Government Contracts</b>         |            |      |                               |                |             |
| Deposit                                   | 06/05/2025 |      | Burnet County Appraisal Dist. | 5/16-5/31/25   | 1,728.64    |
| Deposit                                   | 06/20/2025 |      | Burnet County Appraisal Dist. | 6/1 - 6/14/25  | 3,455.07    |
| Total Local Government Contracts          |            |      |                               |                | 5,183.71    |
| <b>Sales Tax Revenue</b>                  |            |      |                               |                |             |
| Deposit                                   | 06/13/2025 |      | Texas Comptroller             | Ending 6/10/25 | 8,413.36    |
| Total Sales Tax Revenue                   |            |      |                               |                | 8,413.36    |
| Total Government Contracts                |            |      |                               |                | 13,597.07   |
| <b>Interest Earned</b>                    |            |      |                               |                |             |
| Deposit                                   | 06/30/2025 |      |                               | Interest       | 3.72        |
| Deposit                                   | 06/30/2025 |      |                               | Interest       | 97.70       |
| Total Interest Earned                     |            |      |                               |                | 101.42      |
| <b>Investments</b>                        |            |      |                               |                |             |
| <b>Interest-Investments</b>               |            |      |                               |                |             |
| Deposit                                   | 06/30/2025 |      |                               | Interest       | 718.44      |
| Deposit                                   | 06/30/2025 |      |                               | Interest       | 786.73      |
| Total Interest-Investments                |            |      |                               |                | 1,505.17    |
| Total Investments                         |            |      |                               |                | 1,505.17    |
| Total Income                              |            |      |                               |                | 15,203.66   |
| <b>Expense</b>                            |            |      |                               |                |             |
| <b>Contract Services</b>                  |            |      |                               |                |             |
| <b>Contract Labor</b>                     |            |      |                               |                |             |
| Check                                     | 06/19/2025 | 1582 | Megan L. Paz                  | May 2025       | 450.00      |
| Total Contract Labor                      |            |      |                               |                | 450.00      |
| <b>Outside Contract Services</b>          |            |      |                               |                |             |
| <b>Burnet Co. Appraisal Dist.</b>         |            |      |                               |                |             |
| <b>Tax Collection Legal Fees</b>          |            |      |                               |                |             |
| Deposit                                   | 06/20/2025 |      | Burnet County Appraisal Dist. | 6/1 - 6/15/25  | 2.83        |
| Total Tax Collection Legal Fees           |            |      |                               |                | 2.83        |
| <b>Taxes Refunded-Property Owners</b>     |            |      |                               |                |             |
| Deposit                                   | 06/05/2025 |      | Burnet County Appraisal Dist. | 5/16-5/31/25   | 372.74      |
| Total Taxes Refunded-Property Owners      |            |      |                               |                | 372.74      |
| <b>Burnet Co. Appraisal Dist. - Other</b> |            |      |                               |                |             |
| Check                                     | 06/19/2025 | 1580 | Burnet County Appraisal Dist. | 3rd qtr fees   | 1,830.72    |
| Total Burnet Co. Appraisal Dist. - Other  |            |      |                               |                | 1,830.72    |
| Total Burnet Co. Appraisal Dist.          |            |      |                               |                | 2,206.29    |
| Total Outside Contract Services           |            |      |                               |                | 2,206.29    |
| Total Contract Services                   |            |      |                               |                | 2,656.29    |

Page 1

Minutes  
 BCESD #2  
 July 17, 2025  
 Page 12 of 31

4:59 PM

Burnet County Emergency Services District #2

07/07/25

Profit & Loss Detail

Cash Basis

June 2025

| Type                        | Date       | Num  | Name              | Memo              | Paid Amount |
|-----------------------------|------------|------|-------------------|-------------------|-------------|
| Operations                  |            |      |                   |                   |             |
| Postage, Mail Service       |            |      |                   |                   |             |
| Check                       | 06/19/2025 | 1581 | US Postal Service | yearly box rental | 154.00      |
| Total Postage, Mail Service |            |      |                   |                   | 154.00      |
| Total Operations            |            |      |                   |                   | 154.00      |
| Total Expense               |            |      |                   |                   | 2,810.29    |
| Net Income                  |            |      |                   |                   | 12,393.37   |



Cassie VFD TX  
Address: 3900 FM690, Burnet, TX, 78611



## INCIDENT COUNT

| INCIDENT TYPE   | # INCIDENTS | %           |
|-----------------|-------------|-------------|
| 1- FIRE         | 2           | 10.53%      |
| 3- RESCUE & EMS | 13          | 68.42%      |
| 6- GOOD INTENT  | 3           | 15.79%      |
| 7- FALSE ALARM  | 1           | 5.26%       |
| <b>TOTAL</b>    | <b>19</b>   | <b>100%</b> |

| INCIDENT TYPE YTD | # INCIDENTS | %      |
|-------------------|-------------|--------|
| 1- FIRE           | 20          | 16.26% |
| 3- RESCUE & EMS   | 73          | 59.35% |
| 5- SERVICE CALL   | 3           | 2.44%  |
| 6- GOOD INTENT    | 25          | 20.32% |
| 7- FALSE ALARM    | 2           | 1.63%  |

|              |            |             |
|--------------|------------|-------------|
| <b>TOTAL</b> | <b>123</b> | <b>100%</b> |
|--------------|------------|-------------|

## MUTUAL AID

| AID TYPE     | TOTAL | YTD |
|--------------|-------|-----|
| AID GIVEN    | 7     | 41  |
| AID RECEIVED | 2     | 7   |

## OVERLAPPING CALLS

| # OVERLAPPING      | % OVERLAPPING     |
|--------------------|-------------------|
| 0                  |                   |
| # OVERLAPPING- YTD | % OVERLAPPING YTD |
| 16                 | 15.38%            |

Cassie VFD TX  
Address: Burnet, TX, 78611



## AVERAGE RESPONSE TIME

(DISPATCH TO ARRIVAL)

| EMS     | FIRE     | TOTAL     |
|---------|----------|-----------|
| 7:34    | 2:33     | 9:44      |
| EMS-YTD | FIRE-YTD | TOTAL-YTD |
| 7:18    | 18:52    | 10:28     |

## AVERAGE RESPONSE TIME BY SHIFT

( IN-DISTRICT, M-F 9-5, OUT-OF-DISTRICT)

| IN-DISTRICT     | M-F 8-5     | OUT OF DISTRICT                          |
|-----------------|-------------|--|
| 7- 6:46         | 4- 5:53     | 7- 16:15<br>1- DISPATCHED AND CANCELED   |
| IN-DISTRICT-YTD | M-F 8-5-YTD | OUT OF DISTRICT-YTD                      |
| 56- 7:24        | 24- 5:52    | 28- 21:41<br>15- DISPATCHED AND CANCELED |

## TIME ON SCENE

TOTAL TIME ON SCENE- 15:29:27 AVERAGE TIME ON SCENE- 0:48:55  
 EMS TOTAL TIME ON SCENE- 10:03:09 AVERAGE TIME ON SCENE- 1:21:35  
 FIRE TOTAL TIME ON SCENE- 5:26:18 AVERAGE TIME ON SCENE- 0:40:13  
**YTD**  
 TOTAL TIME ON SCENE- 48:44:58 EMS AVERAGE TIME ON SCENE- 0:35:50  
 TOTAL TIME ON SCENE- 53:52:53 FIRE AVERAGE TIME ON SCENE- 1:18:51  
 TOTAL TIME ON SCENE- 102:37:51 AVERAGE TIME ON SCENE- 0:50:04

## PATIENT CONTACTS

| APPARATUS            | TOTAL # OF PATIENT CONTACTS |           | # OF PATIENTS TRANSPORTED BY EMS |     |
|----------------------|-----------------------------|-----------|----------------------------------|-----|
|                      | CURRENT                     | YTD       | CURRENT                          | YTD |
| POV                  | 7                           | 17        |                                  |     |
| CHIEF 60             | 12                          | 51        | 5                                | 48  |
| BRUSH 51             | 0                           | 6         |                                  |     |
| RESCUE 24            | 2                           | 7         |                                  |     |
| <b>TOTAL</b>         |                             |           |                                  |     |
| <b># OF PATIENTS</b> | <b>21</b>                   | <b>81</b> |                                  |     |

## PERSONNEL COUNT

| PERSONNEL ON APPARATUS     | PERSONNEL NOT ON SCENE     | TOTAL     |
|----------------------------|----------------------------|-----------|
| 2.68                       | 1.32                       | 4         |
| PERSONNEL ON APPARATUS-YTD | PERSONNEL NOT ON SCENE-YTD | TOTAL-YTD |
| 3                          | 1.12                       | 4.12      |

### FDR-NFIRS: Aid Given Detail Report - Last Calendar Month

| INCIDENT ID | PSAP CALL DATE/TIME | INCIDENT NUMBER | INCIDENT TYPE  | FIRE STATION    | ADDRESS               | AID DEPARTMENT NAME                     | AID TYPE            |
|-------------|---------------------|-----------------|--|-----------------|-----------------------|---|---------------------|
| 23749652    | 2025-06-05 13:34:00 | 2025-0000107    | 611 - Dispatched & canceled en route                   | Station 1- 4400 | 7300 Co Rd 108        | Burnet Volunteer Fire Department        | Mutual aid given    |
| 23906679    | 2025-06-08 18:42:39 | 2025-0000108    | 363 - Swift water rescue                               | Station 1- 4400 | 435 SHOALS PARKWAY    | Hoover Valley Volunteer Fire Department | Automatic aid given |
| 24097952    | 2025-06-16 16:11:30 | 2025-0000113    | 745 - Alarm system activation, no fire - unintentional | Station 1- 4400 | 407 SENECA DRIVE      | Hoover Valley Volunteer Fire Department | Mutual aid given    |
| 24283815    | 2025-06-21 17:55:16 | 2025-0000117    | 365 - Watercraft rescue                                | Station 1- 4400 | 150 ROLLING WATERS LN | Buchanan Volunteer Fire Department      | Mutual aid given    |
| 24421824    | 2025-06-24 14:52:18 | 2025-0000119    | 321 - EMS call, excluding vehicle accident with injury | Station 1- 4400 | 3630 PR 4 W           | Hoover Valley Volunteer Fire Department | Mutual aid given    |
| 24560005    | 2025-06-27 23:57:15 | 2025-0000121    | 111 - Building fire                                    | Station 1- 4400 | 700 FM 3509           | City of Burnet Fire/EMS                 | Mutual aid given    |
| 24665238    | 2025-06-30 16:13:22 | 2025-0000123    | 161 - Outside storage fire                             | Station 1- 4400 | 3345 E SH 29          | City of Burnet Fire/EMS                 | Mutual aid given    |

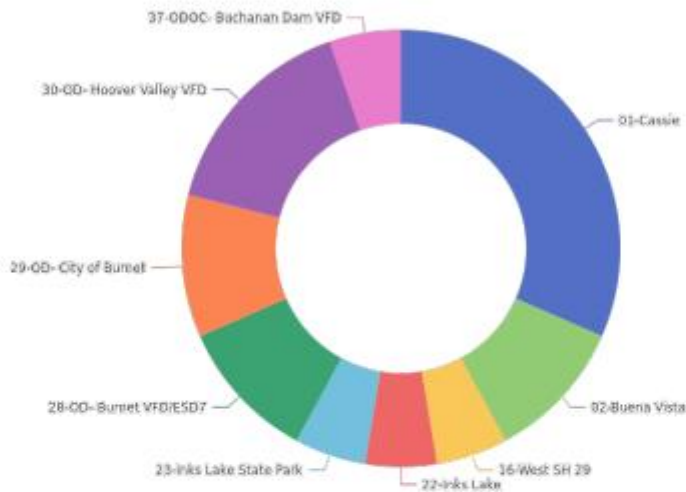




Cassie VFD TX  
Address: 3900 FM890, Burnet, TX, 78611



FDR-NFIRS: Incident Count by Response Zone - Last Calendar Month



| RESPONSE ZONE             | INCIDENT COUNT | PERCENT OF TOTAL |
|---------------------------|----------------|------------------|
| 01-Cassie                 | 6              | 31.58%           |
| 02-Buena Vista            | 2              | 10.53%           |
| 16-West SH 29             | 1              | 5.26%            |
| 22-Inks Lake              | 1              | 5.26%            |
| 23-Inks Lake State Park   | 1              | 5.26%            |
| 28-OD- Burnet VFD/ESD7    | 2              | 10.53%           |
| 29-OD- City of Burnet     | 2              | 10.53%           |
| 30-OD- Hoover Valley VFD  | 3              | 15.79%           |
| 37-ODOC- Buchanan Dam VFD | 1              | 5.26%            |
| Total                     | 19             | 100.00%          |

Enclosure 4

3:31 PM  
07/01/25  
Cash Basis

Cassie Volunteer Fire Dept. & EMS  
Balance Sheet  
As of June 30, 2025

|                                | Jun 30, 25 |
|--------------------------------|------------|
| ASSETS                         |            |
| Current Assets                 |            |
| Checking/Savings               |            |
| 1010 · FSB of Burnet - 68007   | 128,826.28 |
| Total Checking/Savings         | 128,826.28 |
| Total Current Assets           | 128,826.28 |
| Other Assets                   |            |
| 1090 · Transfers (In/Out)      | -70,000.00 |
| Total Other Assets             | -70,000.00 |
| TOTAL ASSETS                   | 58,826.28  |
| LIABILITIES & EQUITY           |            |
| Equity                         |            |
| 3010 · Unrestricted Net Assets | 52,692.94  |
| Net Income                     | 6,133.34   |
| Total Equity                   | 58,826.28  |
| TOTAL LIABILITIES & EQUITY     | 58,826.28  |

3:55 PM

07/01/25

Cash Basis

**Cassie Volunteer Fire Department**  
**Profit & Loss Detail**  
 June 2025

| Date   | Name            | Memo   | Class | Paid Amount |
|--|-----------------|--|-------|-------------|
| <b>Income</b>                                  |                 |  |       |             |
| <b>4000 - Income</b>                           |                 |  |       |             |
| <b>4070 - ESD Reimbursement</b>                |                 |  |       |             |
| 06/27/2025                                     | Cassie VFD/...  | Reimb from FD Acct for food for Battle of Badges accidentally charged o... | ESD   | 226.95      |
| Total 4070 - ESD Reimbursement                 |                 |  |       | 226.95      |
| Total 4000 - Income                            |                 |  |       | 226.95      |
| Total Income                                   |                 |  |       | 226.95      |
| <b>Expense</b>                                 |                 |  |       |             |
| <b>5000 - ADMINISTRATIVE</b>                   |                 |  |       |             |
| <b>5005 - Accounting</b>                       |                 |  |       |             |
| 06/13/2025                                     | Paychex-EIB     | 202506101 - PR Fee for DCurits   | FDE   | 25.36       |
| 06/27/2025                                     | Paychex-EIB     | PR Charges for 6-27-25   | FDE   | 74.35       |
| 06/27/2025                                     | Paychex-EIB     | Discount as per Agreement  | FDE   | -74.35      |
| Total 5005 - Accounting                        |                 |  |       | 25.36       |
| <b>5025 - Office Supplies</b>                  |                 |  |       |             |
| 06/14/2025                                     | Chase Card ...  | Apple-icloud monthly storage charge for reports-no receipt                 | ESD   | 0.99        |
| 06/14/2025                                     | Chase Card ...  | Intuit-annual subscription charge for QBs plus                             | ESD   | 1,061.44    |
| 06/14/2025                                     | Chase Card ...  | First Responder Decal--40-Cassie equipment labels, serialized barcoded ... | ESD   | 297.95      |
| Total 5025 - Office Supplies                   |                 |  |       | 1,360.38    |
| <b>5040 - Subscripnt/Dues/Membrshp/RecMgmt</b> |                 |  |       |             |
| 06/14/2025                                     | Chase Card ...  | YMCA-June membership for-Dupont-couple                                     | ESD   | 60.00       |
| 06/14/2025                                     | Chase Card ...  | YMCA-June membership for-Curtis-family                                     | ESD   | 69.00       |
| 06/14/2025                                     | Chase Card ...  | YMCA-June membership for-Ganci-family                                      | ESD   | 69.00       |
| 06/14/2025                                     | Chase Card ...  | YMCA-June membership for-Herwig-senior couple                              | ESD   | 42.00       |
| 06/14/2025                                     | Chase Card ...  | YMCA-June membership for-Lee-senior couple                                 | ESD   | 42.00       |
| 06/14/2025                                     | Chase Card ...  | YMCA-June membership for-Sanchez-couple                                    | ESD   | 60.00       |
| 06/14/2025                                     | Chase Card ...  | Active911-23 Active Alert Subscription for perio 6-2-2025--6-2-2026        | ESD   | 360.20      |
| Total 5040 - Subscripnt/Dues/Membrshp/RecMgmt  |                 |  |       | 702.20      |
| Total 5000 - ADMINISTRATIVE                    |                 |  |       | 2,087.94    |
| <b>5200 - PAID POSITION</b>                    |                 |  |       |             |
| <b>5205 - Base Salary</b>                      |                 |  |       |             |
| 06/13/2025                                     | Derrick R Cu... | Salary   | FDE   | 2,616.92    |
| 06/27/2025                                     | Derrick R Cu... | Salary   | FDE   | 2,616.92    |
| Total 5205 - Base Salary                       |                 |  |       | 5,233.84    |
| <b>5215 - CVFD SS &amp; Medicare Tax Match</b> |                 |  |       |             |
| 06/13/2025                                     | Derrick R Cu... | Employer Social Security & Medicare  | FDE   | 200.20      |
| 06/27/2025                                     | Derrick R Cu... | Employer Social Security & Medicare  | FDE   | 200.20      |
| Total 5215 - CVFD SS & Medicare Tax Match      |                 |  |       | 400.40      |
| Total 5200 - PAID POSITION                     |                 |  |       | 5,634.24    |
| <b>5300 - BUILDING AND GROUNDS</b>             |                 |  |       |             |
| <b>5310 - Janitorial Supplies</b>              |                 |  |       |             |
| 06/14/2025                                     | Chase Card ...  | HEB-1-12 pack of bath tissue   | ESD   | 21.84       |
| 06/14/2025                                     | Chase Card ...  | HEB-2 bags of morton pellets for softner                                   | ESD   | 16.68       |
| Total 5310 - Janitorial Supplies               |                 |  |       | 38.52       |
| <b>5320 - Repairs and Maintenance</b>          |                 |  |       |             |
| 06/14/2025                                     | Chase Card ...  | Buch Gen Store--Weed eater string  | ESD   | 9.41        |
| Total 5320 - Repairs and Maintenance           |                 |  |       | 9.41        |
| <b>5330 - Electrical Service</b>               |                 |  |       |             |
| 06/16/2025                                     | PEC             | 05232025-Elec Svc 4-22-25 to 5-21-25                                       | ESD   | 190.32      |
| Total 5330 - Electrical Service                |                 |  |       | 190.32      |

Page 1

Minutes  
 BCESD #2  
 July 17, 2025  
 Page 19 of 31

3:55 PM

07/01/25

Cash Basis

**Cassie Volunteer Fire Department  
Profit & Loss Detail  
June 2025**

| Date   | Name             | Memo   | Class | Paid Amount       |
|--|------------------|--|-------|-------------------|
| <b>5335 - Telephone Service</b>                |                  |  |       |                   |
| 06/14/2025                                     | Chase Card ...   | 281-Internet service for the period 5-10-2025--6-9-2025                        | ESD   | 167.00            |
| 06/14/2025                                     | Chase Card ...   | VZWLSS-cell phone service for CAD in vehicles                                  | ESD   | 250.74            |
| Total 5335 - Telephone Service                 |                  |  |       | 417.74            |
| Total 5300 - BUILDING AND GROUNDS              |                  |  |       | 655.99            |
| <b>7000 - OPERATIONS</b>                       |                  |  |       |                   |
| <b>7010 - Fuel-Vehicle and Equipment</b>       |                  |  |       |                   |
| 06/14/2025                                     | Chase Card ...   | Amzn-case of 6 of TruFuel for chainsaws, lawn equipment, etc.                  | ESD   | 50.18             |
| Total 7010 - Fuel-Vehicle and Equipment        |                  |  |       | 50.18             |
| <b>7012 - Wex/Fuelman-Vehicles &amp; Equip</b> |                  |  |       |                   |
| 06/04/2025                                     | WEX Bank         | Tender 41 Regualr Fill Up- N Ganci   | ESD   | 24.84             |
| 06/04/2025                                     | WEX Bank         | Brush 51 Regualr Fill Up G Sanchez   | ESD   | 49.45             |
| 06/04/2025                                     | WEX Bank         | CMD 60 Regular Fill Up D Curtis  | ESD   | 54.89             |
| 06/04/2025                                     | WEX Bank         | CMD 60 Regualr Fill Up D Curtis  | ESD   | 53.84             |
| 06/04/2025                                     | WEX Bank         | CMD 60 Regular Fill Up D Curtis  | ESD   | 57.16             |
| 06/04/2025                                     | WEX Bank         | CMD 60 Regular Fill Up D Curtis  | ESD   | 63.05             |
| 06/04/2025                                     | WEX Bank         | Brush 50 Regular Fill Up D Curtis  | ESD   | 60.96             |
| 06/04/2025                                     | WEX Bank         | Rescue 24 Regular Fill Up T Herwig   | ESD   | 39.53             |
| 06/04/2025                                     | WEX Bank         | Wex Monthly Fee  | ESD   | 44.00             |
| 06/04/2025                                     | WEX Bank         | Wex Rebate   | ESD   | -1.26             |
| Total 7012 - Wex/Fuelman-Vehicles & Equip      |                  |  |       | 446.46            |
| <b>7040 - Minor Tools</b>                      |                  |  |       |                   |
| 06/14/2025                                     | Chase Card ...   | Amzn-1-Klein Wire Tracer set, 2-pack of seat belt hooks, 1 case for wire...    | ESD   | 105.97            |
| 06/14/2025                                     | Chase Card ...   | Amzn-1 stem valve removal tool, 20 pc valve cores, 10 pc tire valve cap...     | ESD   | 18.94             |
| 06/14/2025                                     | Chase Card ...   | Amzn-Electrical voltage test kit with meter, testers, leads, pouch batterie... | ESD   | 75.96             |
| Total 7040 - Minor Tools                       |                  |  |       | 200.87            |
| <b>7080 - Vehicle Maintenance/Repair</b>       |                  |  |       |                   |
| 06/14/2025                                     | Chase Card ...   | Amzn-2 pack of vent covers, 1 vent lid for trailer, 2 pk of 3 point seat be... | ESD   | 78.96             |
| 06/14/2025                                     | Chase Card ...   | Third Coast NAPA-Brush 51-2 Hood Lift Supports, 2 batteries,                   | ESD   | 475.76            |
| Total 7080 - Vehicle Maintenance/Repair        |                  |  |       | 554.72            |
| <b>7085 - Vehicle Maint/Repr(Vendor)</b>       |                  |  |       |                   |
| 06/04/2025                                     | Texas Fire RL... | Preventative Maint for T40 and E21   | ESD   | 4,500.07          |
| Total 7085 - Vehicle Maint/Repr(Vendor)        |                  |  |       | 4,500.07          |
| Total 7000 - OPERATIONS                        |                  |  |       | 5,752.30          |
| Total Expense                                  |                  |  |       | 14,130.47         |
| <b>Net Income</b>                              |                  |  |       | <b>-13,903.52</b> |

Minutes  
BCESD #2  
July 17, 2025  
Page 20 of 31

4:01 PM

07/01/25

Cash Basis

**Cassie Volunteer Fire Department**  
**Profit & Loss Budget vs. Actual**  
 October 2024 through June 2025

|  | Oct '24 - Jun 25  | Budget            | \$ Over Budget    |
|--|-------------------|-------------------|-------------------|
| <b>Income</b>                            |                   |                   |                   |
| 4000 - Income                            |                   |                   |                   |
| 4005 - ESD payments                      | 227,863.13        | 260,415.00        | -32,551.87        |
| 4025 - Grants                            | 24,429.00         |                   |                   |
| 4040 - FD Reimbursement                  | 251.88            |                   |                   |
| 4070 - ESD Reimbursement                 | 226.95            |                   |                   |
| <b>Total 4000 - Income</b>               | <b>252,770.96</b> | <b>260,415.00</b> | <b>-7,644.04</b>  |
| <b>Total Income</b>                      | <b>252,770.96</b> | <b>260,415.00</b> | <b>-7,644.04</b>  |
| <b>Expense</b>                           |                   |                   |                   |
| 5000 - ADMINISTRATIVE                    |                   |                   |                   |
| 5005 - Accounting                        | 1,536.39          | 2,000.00          | -463.61           |
| 5010 - Legal Services                    | 0.00              | 100.00            | -100.00           |
| 5015 - Meetings                          | 43.04             | 300.00            | -256.96           |
| 5020 - Office Equipment/Maint.           | 1,320.09          | 258.00            | 1,062.09          |
| 5025 - Office Supplies                   | 2,465.53          | 1,000.00          | 1,465.53          |
| 5030 - Printer Supplies                  | 0.00              | 300.00            | -300.00           |
| 5035 - Shipping/Postage/PO Box Rental    | 219.96            | 150.00            | 69.96             |
| 5040 - Subscriptn/Dues/Membrshp/RecMgmt  | 7,666.69          | 6,500.00          | 1,166.69          |
| 5042 - Record Mgmt Systems-ER,PC,CAD     | 7,835.00          | 6,000.00          | 1,835.00          |
| 5045 - Travel Allowance                  | 1,468.72          | 100.00            | 1,368.72          |
| 5050 - Uniforms (Caps and Shirts)        | 1,188.00          | 2,500.00          | -1,312.00         |
| 5055 - Printing Services                 | 0.00              | 100.00            | -100.00           |
| 5060 - Banking/SftyDepBox/Chks/BkgsdCks  | 106.76            | 100.00            | 6.76              |
| 5070 - Replen Petty Cash/Toll Charges    | 0.00              | 350.00            | -350.00           |
| 5076 - RECRUITMENT & RETENTION           | 7,212.75          | 10,200.00         | -2,987.25         |
| 5078 - Items to be reimbursed by ESD     | 191.88            | 0.00              | 191.88            |
| <b>Total 5000 - ADMINISTRATIVE</b>       | <b>31,254.81</b>  | <b>29,958.00</b>  | <b>1,296.81</b>   |
| 5200 - PAID POSITION                     |                   |                   |                   |
| 5205 - Base Salary                       | 52,338.48         | 68,040.00         | -15,701.52        |
| 5215 - CVFD SS & Medicare Tax Match      | 4,004.00          | 5,206.00          | -1,202.00         |
| <b>Total 5200 - PAID POSITION</b>        | <b>56,342.48</b>  | <b>73,246.00</b>  | <b>-16,903.52</b> |
| 5300 - BUILDING AND GROUNDS              |                   |                   |                   |
| 5305 - Botanical Supplies                | 0.00              | 50.00             | -50.00            |
| 5310 - Janitorial Supplies               | 137.56            | 200.00            | -62.44            |
| 5320 - Repairs and Maintenance           | 3,808.64          | 2,500.00          | 1,308.64          |
| 5325 - Furn&YardEquip Repl/Rep/New       | 1,201.60          | 2,000.00          | -798.40           |
| 5330 - Electrical Service                | 2,432.39          | 4,600.00          | -2,167.61         |
| 5335 - Telephone Service                 | 3,338.24          | 6,600.00          | -3,261.76         |
| <b>Total 5300 - BUILDING AND GROUNDS</b> | <b>10,918.43</b>  | <b>15,950.00</b>  | <b>-5,031.57</b>  |
| 5600 - COMMUNICATIONS                    |                   |                   |                   |
| 5605 - Batteries, Clips, Acc.            | 484.99            | 1,000.00          | -515.01           |
| 5615 - Non-Warranty Repair               | 0.00              | 500.00            | -500.00           |
| 5620 - Digital Radio and Pagers          | 0.00              | 1,000.00          | -1,000.00         |
| <b>Total 5600 - COMMUNICATIONS</b>       | <b>484.99</b>     | <b>2,500.00</b>   | <b>-2,015.01</b>  |
| 6600 - INSURANCE                         |                   |                   |                   |
| 6605 - Building and Property             | 3,132.00          | 6,600.00          | -3,468.00         |
| 6610 - Vehicle                           | 9,185.31          | 14,200.00         | -5,014.69         |
| 6615 - Personnel Coverage                | 13,951.00         | 18,550.00         | -4,599.00         |
| <b>Total 6600 - INSURANCE</b>            | <b>26,268.31</b>  | <b>39,350.00</b>  | <b>-13,081.69</b> |

Page 1

Minutes  
 BCESD #2  
 July 17, 2025  
 Page 21 of 31

4:01 PM

07/01/25

Cash Basis

**Cassie Volunteer Fire Department**  
**Profit & Loss Budget vs. Actual**  
 October 2024 through June 2025

|  | Oct '24 - Jun 25  | Budget            | \$ Over Budget    |
|--|-------------------|-------------------|-------------------|
| <b>7000 - OPERATIONS</b>               |                   |                   |                   |
| 7007 - CAD-Computer Aided Dispatch     | 8,207.93          | 7,200.00          | 1,007.93          |
| 7010 - Fuel-Vehicle and Equipment      | 507.82            | 250.00            | 257.82            |
| 7012 - Wex/Fuelman-Vehicles & Equip    | 4,132.71          | 7,000.00          | -2,867.29         |
| 7015 - Equipment Maint/Repr-Vendor     | 0.00              | 6,500.00          | -6,500.00         |
| 7020 - Fire Extinguisher Test/Repr     | 105.00            | 300.00            | -195.00           |
| 7025 - Fire Suppressant Supplies       | 0.00              | 5,000.00          | -5,000.00         |
| 7030 - First Responder Supplies        | 423.23            | 6,000.00          | -5,576.77         |
| 7035 - Ladder, Pump & Hose Testing     | 2,975.55          | 4,000.00          | -1,024.45         |
| 7040 - Minor Tools                     | 347.73            | 150.00            | 197.73            |
| 7045 - Veh/Epmt Lights-Decals-Safety   | 2,609.18          | 100.00            | 2,509.18          |
| 7050 - Personal Protect Equip-PPE      | 5,493.77          | 5,000.00          | 493.77            |
| 7055 - PPE Testing/Cleaning/Repair     | 187.46            | 1,500.00          | -1,312.54         |
| 7057 - Operations - Radio Service Fee  | 5,583.48          | 6,200.00          | -616.52           |
| 7060 - Rehabilitation Supplies         | 497.38            | 500.00            | -2.62             |
| 7065 - Rescue Equipment Maint/Repr     | 0.00              | 250.00            | -250.00           |
| 7070 - SCBA Testing/Hydro/FaceMsk/Pack | 600.00            | 2,500.00          | -1,900.00         |
| 7072 - SCBA MAINTENANCE & REPAIR       | 1,579.00          | 1,500.00          | 79.00             |
| 7075 - State Veh Safety Inspec&Regist  | 80.50             | 150.00            | -69.50            |
| 7080 - Vehicle Maintenance/Repair      | 2,639.40          | 2,000.00          | 639.40            |
| 7085 - Vehicle Maint/Repr(Vendor)      | 12,587.59         | 18,000.00         | -5,412.41         |
| 7090 - Equipmt Replmt(Fire Fightg)     | 0.00              | 1,750.00          | -1,750.00         |
| 7095 - Fire Fighting Equipmt - NEW     | 5,629.96          | 2,500.00          | 3,129.96          |
| 7096 - FIRE FIGHTING EQUIPMENT-MAINTEN | 1,854.00          | 1,007.00          | 847.00            |
| 7100 - Rescue Equipment - NEW          | 0.00              | 1,000.00          | -1,000.00         |
| 7105 - Rescue Equipment - REPLMNT      | 0.00              | 200.00            | -200.00           |
| <b>Total 7000 - OPERATIONS</b>         | <b>56,041.69</b>  | <b>80,557.00</b>  | <b>-24,515.31</b> |
| <b>8000 - TRAINING</b>                 |                   |                   |                   |
| 8005 - AED, CPR, First Aid             | 0.00              | 454.00            | -454.00           |
| 8020 - Training -VENDOR                | 895.83            | 10,500.00         | -9,604.17         |
| 8022 - Training-Certification&Testing  | 588.27            | 1,000.00          | -411.73           |
| 8025 - Per Diem Travel/Lodging         | 864.31            | 5,000.00          | -4,135.69         |
| 8035 - Educational Supplies            | 0.00              | 600.00            | -600.00           |
| <b>Total 8000 - TRAINING</b>           | <b>2,348.41</b>   | <b>17,554.00</b>  | <b>-15,205.59</b> |
| <b>9000 - PUBLIC RELATIONS</b>         |                   |                   |                   |
| 9005 - Educational Supplies            | 0.00              | 100.00            | -100.00           |
| 9010 - Public Educatn/Relatn/Apprtn    | 2,304.87          | 500.00            | 1,804.87          |
| 9015 - Shipping and Postage            | 0.00              | 100.00            | -100.00           |
| 9020 - Printing                        | 0.00              | 100.00            | -100.00           |
| 9025 - Recognition/Thank You           | 0.00              | 500.00            | -500.00           |
| <b>Total 9000 - PUBLIC RELATIONS</b>   | <b>2,304.87</b>   | <b>1,300.00</b>   | <b>1,004.87</b>   |
| <b>Total Expense</b>                   | <b>185,963.99</b> | <b>260,415.00</b> | <b>-74,451.01</b> |
| <b>Net Income</b>                      | <b>66,806.97</b>  | <b>0.00</b>       | <b>66,806.97</b>  |

Page 2

Minutes  
 BCESD #2  
 July 17, 2025  
 Page 22 of 31

3:48 PM  
07/01/25  
Cash Basis

**Cassie Volunteer Fire Department**  
**Balance Sheet**  
As of June 30, 2025

|  | Jun 30, 25        |
|--|-------------------|
| <b>ASSETS</b>                          |                   |
| Current Assets                         |                   |
| Checking/Savings                       |                   |
| 1010 · CASSIE VFD-ESD2                 | 78,161.49         |
| Total Checking/Savings                 | 78,161.49         |
| Total Current Assets                   | 78,161.49         |
| Fixed Assets                           |                   |
| 1410 · Land                            | 13,820.69         |
| 1420 · Furniture & Fixtures            | 17,066.09         |
| 1430 · Vehicles & Equipment            | 1,538,216.79      |
| 1440 · EMS Equipment                   | 11,412.56         |
| 1450 · Communication Equipment         | 103,956.55        |
| 1460 · Buildings                       | 120,053.61        |
| 1510 · Accumulated Depreciation        | -1,075,689.72     |
| Total Fixed Assets                     | 728,836.57        |
| Other Assets                           |                   |
| 1090 · Transfers (In/Out)              | 70,000.00         |
| 1100 · Grant Receivable                | 665.00            |
| Total Other Assets                     | 70,665.00         |
| <b>TOTAL ASSETS</b>                    | <b>877,663.06</b> |
| <b>LIABILITIES &amp; EQUITY</b>        |                   |
| Liabilities                            |                   |
| Current Liabilities                    |                   |
| Other Current Liabilities              |                   |
| 2010 · Employer & Emp. Payroll Tax     | -0.16             |
| Total Other Current Liabilities        | -0.16             |
| Total Current Liabilities              | -0.16             |
| Total Liabilities                      | -0.16             |
| Equity                                 |                   |
| 3010 · Unrestricted Net Assets-Ret.Ern | 810,856.25        |
| Net Income                             | 66,806.97         |
| Total Equity                           | 877,663.22        |
| <b>TOTAL LIABILITIES &amp; EQUITY</b>  | <b>877,663.06</b> |

3:57 PM

07/01/25

Cash Basis

**Cassie Volunteer Fire Department**  
**Profit & Loss by Class**  
 October 2024 through June 2025

|  | ESD               | FDE              | TOTAL             |
|--|-------------------|------------------|-------------------|
| <b>Income</b>                            |                   |                  |                   |
| 4000 - Income                            |                   |                  |                   |
| 4005 - ESD payments                      | 173,410.60        | 54,452.53        | 227,863.13        |
| 4025 - Grants                            | 24,429.00         | 0.00             | 24,429.00         |
| 4040 - FD Reimbursement                  | 251.88            | 0.00             | 251.88            |
| 4070 - ESD Reimbursement                 | 226.95            | 0.00             | 226.95            |
| <b>Total 4000 - Income</b>               | <b>198,318.43</b> | <b>54,452.53</b> | <b>252,770.96</b> |
| <b>Total Income</b>                      | <b>198,318.43</b> | <b>54,452.53</b> | <b>252,770.96</b> |
| <b>Expense</b>                           |                   |                  |                   |
| 5000 - ADMINISTRATIVE                    |                   |                  |                   |
| 5005 - Accounting                        | 735.72            | 800.67           | 1,536.39          |
| 5015 - Meetings                          | 43.04             | 0.00             | 43.04             |
| 5020 - Office Equipment/Maint.           | 1,320.09          | 0.00             | 1,320.09          |
| 5025 - Office Supplies                   | 2,465.53          | 0.00             | 2,465.53          |
| 5035 - Shipping/Postage/PO Box Rental    | 219.96            | 0.00             | 219.96            |
| 5040 - Subscrptn/Dues/Membrshp/RecMgmt   | 7,666.69          | 0.00             | 7,666.69          |
| 5042 - Record Mgmt Systems-ER,PC,CAD     | 7,835.00          | 0.00             | 7,835.00          |
| 5045 - Travel Allowance                  | 1,468.72          | 0.00             | 1,468.72          |
| 5050 - Uniforms (Caps and Shirts)        | 1,188.00          | 0.00             | 1,188.00          |
| 5060 - Banking/SftyDepBox/Chks/BkgdCks   | 106.76            | 0.00             | 106.76            |
| 5065 - Finance Chgs/Late Fees/Sales Tx   | 0.00              | 0.00             | 0.00              |
| 5076 - RECRUITMENT & RETENTION           | 7,212.75          | 0.00             | 7,212.75          |
| 5078 - Items to be reimbursed by ESD     | 191.88            | 0.00             | 191.88            |
| <b>Total 5000 - ADMINISTRATIVE</b>       | <b>30,454.14</b>  | <b>800.67</b>    | <b>31,254.81</b>  |
| 5200 - PAID POSITION                     |                   |                  |                   |
| 5205 - Base Salary                       | 0.00              | 52,338.48        | 52,338.48         |
| 5215 - CVFD SS & Medicare Tax Match      | 0.00              | 4,004.00         | 4,004.00          |
| <b>Total 5200 - PAID POSITION</b>        | <b>0.00</b>       | <b>56,342.48</b> | <b>56,342.48</b>  |
| 5300 - BUILDING AND GROUNDS              |                   |                  |                   |
| 5310 - Janitorial Supplies               | 137.56            | 0.00             | 137.56            |
| 5320 - Repairs and Maintenance           | 3,808.64          | 0.00             | 3,808.64          |
| 5325 - Furn&YardEquip Repl/Rep/New       | 1,201.60          | 0.00             | 1,201.60          |
| 5330 - Electrical Service                | 2,432.39          | 0.00             | 2,432.39          |
| 5335 - Telephone Service                 | 3,338.24          | 0.00             | 3,338.24          |
| <b>Total 5300 - BUILDING AND GROUNDS</b> | <b>10,918.43</b>  | <b>0.00</b>      | <b>10,918.43</b>  |
| 5600 - COMMUNICATIONS                    |                   |                  |                   |
| 5605 - Batteries, Clips, Acc.            | 484.99            | 0.00             | 484.99            |
| <b>Total 5600 - COMMUNICATIONS</b>       | <b>484.99</b>     | <b>0.00</b>      | <b>484.99</b>     |
| 6600 - INSURANCE                         |                   |                  |                   |
| 6605 - Building and Property             | 3,132.00          | 0.00             | 3,132.00          |
| 6610 - Vehicle                           | 9,185.31          | 0.00             | 9,185.31          |
| 6615 - Personnel Coverage                | 13,951.00         | 0.00             | 13,951.00         |
| <b>Total 6600 - INSURANCE</b>            | <b>26,268.31</b>  | <b>0.00</b>      | <b>26,268.31</b>  |



3:57 PM  
07/01/25  
Cash Basis

**Cassie Volunteer Fire Department**  
**Profit & Loss by Class**  
October 2024 through June 2025

|  | ESD               | FDE              | TOTAL             |
|--|-------------------|------------------|-------------------|
| <b>7000 - OPERATIONS</b>               |                   |                  |                   |
| 7007 - CAD-Computer Aided Dispatch     | 8,207.93          | 0.00             | 8,207.93          |
| 7010 - Fuel-Vehicle and Equipment      | 507.82            | 0.00             | 507.82            |
| 7012 - Wex/Fuelman-Vehicles & Equip    | 4,132.71          | 0.00             | 4,132.71          |
| 7020 - Fire Extinguisher Test/Repr     | 105.00            | 0.00             | 105.00            |
| 7030 - First Responder Supplies        | 423.23            | 0.00             | 423.23            |
| 7035 - Ladder, Pump & Hose Testing     | 2,975.55          | 0.00             | 2,975.55          |
| 7040 - Minor Tools                     | 347.73            | 0.00             | 347.73            |
| 7045 - Veh/Epmt Lights-Decals-Safety   | 2,609.18          | 0.00             | 2,609.18          |
| 7050 - Personal Protect Equip-PPE      | 5,493.77          | 0.00             | 5,493.77          |
| 7055 - PPE Testing/Cleaning/Repair     | 187.46            | 0.00             | 187.46            |
| 7057 - Operations - Radio Service Fee  | 5,583.48          | 0.00             | 5,583.48          |
| 7060 - Rehabilitation Supplies         | 497.38            | 0.00             | 497.38            |
| 7070 - SCBA Testing/Hydro/FaceMsk/Pack | 600.00            | 0.00             | 600.00            |
| 7072 - SCBA MAINTENANCE & REPAIR       | 1,579.00          | 0.00             | 1,579.00          |
| 7075 - State Veh Safety Inspec&Regist  | 80.50             | 0.00             | 80.50             |
| 7080 - Vehicle Maintenance/Repair      | 2,639.40          | 0.00             | 2,639.40          |
| 7085 - Vehicle Maint/Repr(Vendor)      | 12,587.59         | 0.00             | 12,587.59         |
| 7095 - Fire Fighting Equipmt - NEW     | 5,629.96          | 0.00             | 5,629.96          |
| 7096 - FIRE FIGHTING EQUIPMENT-MAINTEN | 1,854.00          | 0.00             | 1,854.00          |
| <b>Total 7000 - OPERATIONS</b>         | <b>56,041.69</b>  | <b>0.00</b>      | <b>56,041.69</b>  |
| <b>8000 - TRAINING</b>                 |                   |                  |                   |
| 8020 - Training -VENDOR                | 895.83            | 0.00             | 895.83            |
| 8022 - Training-Certification&Testing  | 588.27            | 0.00             | 588.27            |
| 8025 - Per Diem Travel/Lodging         | 864.31            | 0.00             | 864.31            |
| <b>Total 8000 - TRAINING</b>           | <b>2,348.41</b>   | <b>0.00</b>      | <b>2,348.41</b>   |
| <b>9000 - PUBLIC RELATIONS</b>         |                   |                  |                   |
| 9010 - Public Educatn/Relatn/Apprtm    | 2,304.87          | 0.00             | 2,304.87          |
| <b>Total 9000 - PUBLIC RELATIONS</b>   | <b>2,304.87</b>   | <b>0.00</b>      | <b>2,304.87</b>   |
| <b>Total Expense</b>                   | <b>128,820.84</b> | <b>57,143.15</b> | <b>185,963.99</b> |
| <b>Net Income</b>                      | <b>69,497.59</b>  | <b>-2,690.62</b> | <b>66,806.97</b>  |

3:34 PM

07/01/25

Cash Basis

**Cassie Volunteer Fire Dept. & EMS**  
**Profit & Loss Detail**  
**June 2025**

| Date  | Name                    | Memo  | Cl... | Paid Amount     |
|---|-------------------------|---|-------|-----------------|
| <b>Income</b>                                 |                         |   |       |                 |
| <b>4000 · INCOME</b>                          |                         |   |       |                 |
| <b>4015 · Memorial Donations</b>              |                         |   |       |                 |
| 06/02/2025                                    | PayPal Donations        | Memorial Donation for Don Brydson from Carol Falls          | FD    | 75.00           |
| 06/02/2025                                    | PayPal Donations        | Pay Pal Fee For D Bryson memorial donation                  | FD    | -2.66           |
| Total 4015 · Memorial Donations               |                         |   |       | 72.34           |
| <b>4020 · Group &amp; Company Donations</b>   |                         |   |       |                 |
| 06/27/2025                                    | Granite Shoals Fire ... | 3rd place pulled pork-Battle of the Badges BBQ Cook Off     | FD    | 135.00          |
| Total 4020 · Group & Company Donations        |                         |   |       | 135.00          |
| <b>4040 · REIMBURSEMENT</b>                   |                         |   |       |                 |
| 06/27/2025                                    | Texas Mutual Ins        | Annual Dividend for workplace safety from Workers Comp      | FD    | 5,682.33        |
| Total 4040 · REIMBURSEMENT                    |                         |   |       | 5,682.33        |
| <b>4065 · GRANT REIMBURSEMENT</b>             |                         |   |       |                 |
| 06/27/2025                                    | Texas A& M Forest ...   | Annual Accident and Sickness HB3667 Grant                   | FD    | 3,520.00        |
| Total 4065 · GRANT REIMBURSEMENT              |                         |   |       | 3,520.00        |
| Total 4000 · INCOME                           |                         |   |       | 9,409.67        |
| Total Income                                  |                         |   |       | 9,409.67        |
| <b>Expense</b>                                |                         |   |       |                 |
| <b>9000 · PUBLIC RELATIONS</b>                |                         |   |       |                 |
| <b>9010 · PUBLIC EDUCATION/RELATION/APPRE</b> |                         |   |       |                 |
| 06/19/2025                                    | VOID                    | Wrote check but then C Schoenfeld put it on the CC          | FD    | 0.00            |
| 06/19/2025                                    | Granite Shoals Fire ... | First Responder Cookoff Entry Fee - Battle of the Badges    | FD    | 170.00          |
| 06/26/2025                                    | Cassie VFD & EMS,...    | Cost of Food for Battle of Badges Cook Off Accidentally ... | FD    | 226.95          |
| Total 9010 · PUBLIC EDUCATION/RELATION/APPRE  |                         |   |       | 396.95          |
| Total 9000 · PUBLIC RELATIONS                 |                         |   |       | 396.95          |
| Total Expense                                 |                         |   |       | 396.95          |
| <b>Net Income</b>                             |                         |   |       | <b>9,012.72</b> |

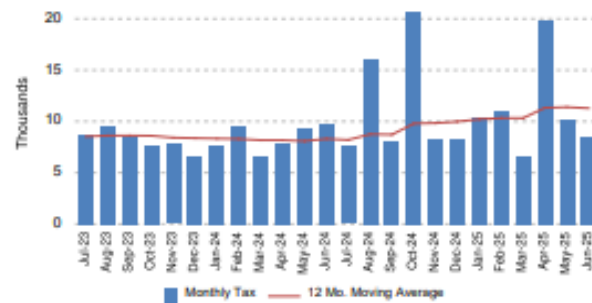
HdL Companies

**SALES TAX SNAPSHOT**  
**Burnet Co ESD 2**  
**Jun-25**

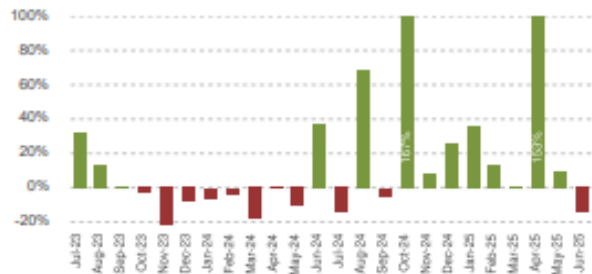
**Sales Tax Net Payments**

| FY Mo.   | FY2024     | FY2025     | YoY % Change |
|----------|------------|------------|--------------|
| Oct      | \$ 7,725   | \$ 20,616  | 166.9%       |
| Nov      | \$ 7,743   | \$ 8,346   | 7.8%         |
| Dec      | \$ 6,591   | \$ 8,329   | 26.4%        |
| Jan      | \$ 7,684   | \$ 10,456  | 36.1%        |
| Feb      | \$ 9,624   | \$ 10,949  | 13.8%        |
| Mar      | \$ 6,536   | \$ 6,561   | 0.4%         |
| Apr      | \$ 7,867   | \$ 19,880  | 152.7%       |
| May      | \$ 9,303   | \$ 10,122  | 8.8%         |
| Jun      | \$ 9,803   | \$ 8,413   | -14.2%       |
| Jul      | \$ 7,539   |            |              |
| Aug      | \$ 16,097  |            |              |
| Sep      | \$ 8,050   |            |              |
| FYTD     | \$ 72,876  | \$ 103,671 | 42.3%        |
| FY Total | \$ 104,563 |            |              |

**Sales Tax Net Payments Trend**



**Sales Tax Net Payments Change - YoY**



**Top 10 Taxpayers**

| Rank                        | Company                               | FYTD Collections | % Total |
|-----------------------------|---------------------------------------|------------------|---------|
| 1                           | AMAZON.COM SERVICES LLC (MARKETPLACE) |                  |         |
| 2                           | SMS BUCHANAN BUSINESS INC             |                  |         |
| 3                           | AMAZON.COM SERVICES LLC               |                  |         |
| 4                           | BUCHANAN SEPTIC TANKS INC.            |                  |         |
| 5                           | NEXT LEVEL SPORTS                     |                  |         |
| 6                           | VISTA WINDOWS & DOORS INC.            |                  |         |
| 7                           | REVEILLE PEAK RANCH SOLUTIONS LLC     |                  |         |
| 8                           | FESTIVAL OUTFITTER                    |                  |         |
| 9                           | JIM EACHUS                            |                  |         |
| 10                          | APPLE INC.                            |                  |         |
| Top 10 Companies            |                                       | \$ 71,553        | 67.6%   |
| 1236 Other Large Companies  |                                       | \$ 31,497        | 29.8%   |
| Small Companies/Other       |                                       | \$ 2,641         | 2.5%    |
| Single Local Tax Rate (SLT) |                                       | \$ 107           | 0.1%    |
| Total                       |                                       | \$ 105,797       | 100.0%  |

**Industry Segment Collections Trend - YoY % Chg**

| SEGMENT                    | Jan    | Feb    | Mar    | Apr    | May    | Jun    |
|----------------------------|--------|--------|--------|--------|--------|--------|
| Retail Trade               | 13.3%  | 13.2%  | 5.7%   | 254.7% | -1.5%  | -1.7%  |
| Manufacturing              | 4.9%   | -20.1% | -2.0%  | -29.9% | 6.8%   | -36.2% |
| Recreation, Arts, Entmt    | 111.1% | 38.9%  | 14.3%  | 1.5%   | 92.7%  | -29.9% |
| Telecom                    | 272.7% | 120.2% | 8.3%   | 26.1%  | 36.8%  | 2.2%   |
| Admin, Support, Waste Mgmt | -73.0% | -52.5% | -51.6% | -55.9% | -71.3% | -54.6% |
| All Others                 | 34.1%  | -15.2% | -26.7% | 22.4%  | 29.9%  | -28.3% |
| Total Collections          | 30.8%  | 11.5%  | -0.3%  | 155.7% | 4.0%   | -16.3% |

**Sales Tax Collections by Industry Segment**



Enclosure 5

|    | A  | B                    | C  | D                            | E                                     | F |
|----|--|----------------------|--|------------------------------|---------------------------------------|---|
| 1  | CASSIE VFD/EMS, INC. BUDGET BUILD FOR FY 2024-2025 |                      |  |                              |                                       |   |
| 2  | Page 1 of 3  |                      |  |                              |                                       |   |
| 3  | GROUP<br>ACCT<br>NO                                | DETAIL<br>ACCT<br>NO | CATEGORY NAME                                    | BUDGET BUILD<br>BY LINE ITEM | BUDGET BUILD<br>FOR TOTAL BY<br>GROUP |   |
| 4  | 4000   |                      | INCOME   |                              |                                       |   |
| 5  |  | 4005                 | ESD PAYMENTS FOR OPERATIONS                      | \$260,415.00                 |                                       |   |
| 6  |  | 4010                 | INDIVIDUAL DONATIONS                             | \$0.00                       |                                       |   |
| 7  |  | 4015                 | MEMORIAL DONATIONS                               | \$0.00                       |                                       |   |
| 8  |  | 4020                 | GROUP & COMPANY DONATIONS                        | \$0.00                       |                                       |   |
| 9  |  | 4025                 | GRANTS/COST SHARE                                | \$0.00                       |                                       |   |
| 10 |  | 4030                 | COUNTY FUNDS (dollar amount is an approximate)   | \$0.00                       |                                       |   |
| 11 |  | 4035                 | FD EQUIPMENT SALE                                | \$0.00                       |                                       |   |
| 12 |  | 4040                 | FD REIMBURSEMENT                                 | \$0.00                       |                                       |   |
| 13 |  | 4045                 | FD INSURANCE RECOVERY                            | \$0.00                       |                                       |   |
| 14 |  | 4050                 | FUND RAISERS                                     | \$0.00                       |                                       |   |
| 15 |  | 4055                 | LOANS  | \$0.00                       |                                       |   |
| 16 |  | 4060                 | INTEREST INCOME                                  | \$0.00                       |                                       |   |
| 17 |  | 4065                 | TRAINING REIMBURSEMENT                           | \$0.00                       |                                       |   |
| 18 |  | 4070                 | ESD REIMBURSEMENT                                | \$0.00                       |                                       |   |
| 19 |  | 4075                 | GRANT REIMBURSEMENT - NON-TRAINING               | \$0.00                       |                                       |   |
| 20 |  | 4095                 | ESD PAYMENTS - CAPITAL EXPENDITURES              | \$0.00                       |                                       |   |
| 21 |  |                      | TOTAL INCOME                                     |                              | \$260,415.00                          |   |
| 22 | 5000   |                      | ADMINISTRATIVE                                   |                              |                                       |   |
| 23 |  | 5005                 | ACCOUNTING                                       | \$2,000.00                   |                                       |   |
| 24 |  | 5010                 | LEGAL SERVICES                                   | \$100.00                     |                                       |   |
| 25 |  | 5015                 | MEETINGS   | \$300.00                     |                                       |   |
| 26 |  | 5020                 | OFFICE EQUIPMENT/ MAINTENANCE                    | \$258.00                     |                                       |   |
| 27 |  | 5025                 | OFFICE SUPPLIES                                  | \$1,000.00                   |                                       |   |
| 28 |  | 5030                 | PRINTER SUPPLIES                                 | \$300.00                     |                                       |   |
| 29 |  | 5035                 | SHIPPING/POSTAGE/PO BOX RENTAL                   | \$150.00                     |                                       |   |
| 30 |  | 5040                 | SUBSCRIPTIONS/DUES/MEMBERSHIPS                   | \$6,500.00                   |                                       |   |
| 31 |  | 5042                 | RECORD MGMT SYSTEM-ER, PC, HALLIGAN, CAD LINK    | \$6,000.00                   |                                       |   |
| 32 |  | 5045                 | TRAVEL ALLOWANCE                                 | \$100.00                     |                                       |   |
| 33 |  | 5050                 | UNIFORMS (CAPS AND SHIRTS)                       | \$2,500.00                   |                                       |   |
| 34 |  | 5055                 | PRINTING SERVICES                                | \$100.00                     |                                       |   |
| 35 |  | 5060                 | SFTY DEP BOX/CHKS/PETTY CASH/BKGD CHKS           | \$100.00                     |                                       |   |
| 36 |  | 5065                 | FINANCE CHARGES/LATE FEES/SALES TAX              | \$0.00                       |                                       |   |
| 37 |  | 5070                 | PETTY CASH/TOLL CHARGES                          | \$350.00                     |                                       |   |
| 38 |  | 5075                 | PAYMENT TO ESD FOR SALE OF ITEMS                 | \$0.00                       |                                       |   |
| 39 |  | 5076                 | RECRUITMENT AND RETENTION                        | \$10,200.00                  |                                       |   |
| 40 |  |                      | TOTAL ADMINISTRATIVE                             |                              | \$29,958.00                           |   |
| 41 | 5200   |                      | PAID POSITION                                    |                              |                                       |   |
| 42 |  | 5205                 | BASE SALARY (INCLUDES EMP TAX & SOCIAL SECURITY) | \$68,040.00                  |                                       |   |
| 43 |  | 5215                 | CVFD SS & MEDICARE TAX MATCH                     | \$5,206.00                   |                                       |   |
| 44 |  |                      | TOTAL PAID POSITION                              |                              | \$73,246.00                           |   |
| 45 | 5300   |                      | BUILDING AND GROUNDS                             |                              |                                       |   |
| 46 |  | 5305                 | BOTANICAL SUPPLIES                               | \$50.00                      |                                       |   |
| 47 |  | 5310                 | JANITORIAL SUPPLIES                              | \$200.00                     |                                       |   |
| 48 |  | 5315                 | REFUSE COLLECTION                                | \$0.00                       |                                       |   |
| 49 |  | 5320                 | REPAIRS AND MAINTENANCE                          | \$2,500.00                   |                                       |   |
| 50 |  | 5325                 | FURNITURE REPL/REP/NEW                           | \$2,000.00                   |                                       |   |
| 51 |  | 5330                 | ELECTRICAL SERVICE                               | \$4,600.00                   |                                       |   |
| 52 |  | 5335                 | TELEPHONE SERVICE                                | \$6,600.00                   |                                       |   |
| 53 |  |                      | TOTAL BLDG & GRDS                                |                              | \$15,950.00                           |   |
| 54 | CASSIE VFD/EMS, INC. BUDGET BUILD FOR FY 2024-2025 |                      |  |                              |                                       |   |

|     | A                   | B                    | C   | D                            | E                                     | F |
|-----|---------------------|----------------------|---|------------------------------|---------------------------------------|---|
| 55  | Page 2 of 3         |                      |   |                              |                                       |   |
| 56  | GROUP<br>ACCT<br>NO | DETAIL<br>ACCT<br>NO | CATEGORY NAME   | BUDGET BUILD<br>BY LINE ITEM | BUDGET BUILD<br>FOR TOTAL BY<br>GROUP |   |
| 57  |                     |                      |   |                              |                                       |   |
| 58  | 5600                |                      | COMMUNICATIONS  |                              |                                       |   |
| 59  |                     | 5605                 | BATTERIES, CLIPS, ACCESSORIES                             | \$1,000.00                   |                                       |   |
| 60  |                     | 5610                 | INSTALLATION AND CHANGES                                  | \$0.00                       |                                       |   |
| 61  |                     | 5615                 | NON-WARRANTY REPAIR                                       | \$500.00                     |                                       |   |
| 62  |                     | 5620                 | DIGITAL RADIOS, PAGERS, CELL PHONES                       | \$1,000.00                   |                                       |   |
| 63  |                     |                      | TOTAL COMMUNICATIONS                                      |                              | \$2,500.00                            |   |
| 64  | 6600                |                      | INSURANCE   |                              |                                       |   |
| 65  |                     | 6605                 | BUILDING AND PROPERTY                                     | \$6,600.00                   |                                       |   |
| 66  |                     | 6610                 | VEHICLE   | \$14,200.00                  |                                       |   |
| 67  |                     | 6615                 | PERSONNEL COVERAGE(Accident-Disability-Bonding)(Air Evac) | \$18,550.00                  |                                       |   |
| 68  |                     |                      | TOTAL INSURANCE   |                              | \$39,350.00                           |   |
| 69  | 7000                |                      | OPERATIONS  |                              |                                       |   |
| 70  |                     |                      |   |                              |                                       |   |
| 71  |                     | 7007                 | CAD-COMPUTER AIDED DISPATCH                               | \$7,200.00                   |                                       |   |
| 72  |                     | 7010                 | FUEL - VEHICLE AND EQUIPMENT                              | \$250.00                     |                                       |   |
| 73  |                     | 7012                 | FUELMAN - VEHICLE AND EQUIPMENT                           | \$7,000.00                   |                                       |   |
| 74  |                     | 7015                 | EQUIPMENT MAINTENANCE/REPAIR (VENDOR)                     | \$6,500.00                   |                                       |   |
| 75  |                     | 7020                 | FIRE EXTINGUISHER TESTING/REPAIR                          | \$300.00                     |                                       |   |
| 76  |                     | 7025                 | FIRE SUPPRESSANT SUPPLIES-FOAM                            | \$5,000.00                   |                                       |   |
| 77  |                     | 7030                 | FIRST RESPONDER SUPPLIES                                  | \$6,000.00                   |                                       |   |
| 78  |                     | 7035                 | LADDER TESTING/PUMP TESTING/HOSE TESTING                  | \$4,000.00                   |                                       |   |
| 79  |                     | 7040                 | MINOR TOOLS   | \$150.00                     |                                       |   |
| 80  |                     | 7045                 | VEHICLE/EQUIPMENT LIGHTS-DECALS-SAFETY ITEMS              | \$100.00                     |                                       |   |
| 81  |                     | 7050                 | PERSONAL PROTECTIVE EQUIPMENT (PPE)                       | \$5,000.00                   |                                       |   |
| 82  |                     | 7055                 | PPE TESTING/CLEANING/REPAIR                               | \$1,500.00                   |                                       |   |
| 83  |                     | 7057                 | OPERATIONS- Radio Service Fee                             | \$6,200.00                   |                                       |   |
| 84  |                     | 7060                 | REHABILITATION SUPPLIES (ICE/WATER/GATORADE)              | \$500.00                     |                                       |   |
| 85  |                     | 7065                 | RESCUE EQUIPMENT MAINTENANCE/REPAIR                       | \$250.00                     |                                       |   |
| 86  |                     | 7070                 | SCBA TESTING/HYDRO/FACEMASK/PACK                          | \$2,500.00                   |                                       |   |
| 87  |                     | 7072                 | SCBA MAINTENANCE & REPAIR-CASCADE SYSTEM                  | \$1,500.00                   |                                       |   |
| 88  |                     | 7075                 | STATE VEHICLE SAFETY INSPECTION & REGISTRATION            | \$150.00                     |                                       |   |
| 89  |                     | 7080                 | VEHICLE MAINTENANCE/REPAIR                                | \$2,000.00                   |                                       |   |
| 90  |                     | 7085                 | VEHICLE MAINTENANCE/REPAIR (VENDOR)                       | \$18,000.00                  |                                       |   |
| 91  |                     | 7090                 | EQUIPMENT REPLACEMENT (FIRE FIGHTING)                     | \$1,750.00                   |                                       |   |
| 92  |                     | 7095                 | FIRE FIGHTING EQUIPMENT - NEW                             | \$2,500.00                   |                                       |   |
| 93  |                     | 7096                 | FIRE FIGHTING EQUIPMENT - MAINTENANCE & REPAIR            | \$1,007.00                   |                                       |   |
| 94  |                     | 7100                 | RESCUE EQUIPMENT - NEW                                    | \$1,000.00                   |                                       |   |
| 95  |                     | 7105                 | RESCUE EQUIPMENT - REPLACEMENT                            | \$200.00                     |                                       |   |
| 96  |                     |                      | TOTAL OPERATIONS  |                              | \$80,557.00                           |   |
| 97  | 8000                |                      | TRAINING  |                              |                                       |   |
| 98  |                     | 8005                 | AED, CPR, FIRST AID                                       | \$454.00                     |                                       |   |
| 99  |                     | 8020                 | TRAINING - VENDOR   | \$10,500.00                  |                                       |   |
| 100 |                     | 8022                 | TRAINING - CERTIFICATIONS & TESTING                       | \$1,000.00                   |                                       |   |
| 101 |                     | 8025                 | PER DIEM TRAVEL/LODGING/FOOD                              | \$5,000.00                   |                                       |   |
| 102 |                     | 8035                 | EDUCATIONAL SUPPLIES(CD'S-TAPES-BOOKS-ETC)                | \$600.00                     |                                       |   |
| 103 |                     |                      | TOTAL TRAINING  |                              | \$17,554.00                           |   |
| 104 |                     |                      |   |                              |                                       |   |
| 105 |                     |                      |   |                              |                                       |   |
| 106 |                     |                      |   |                              |                                       |   |
| 107 |                     |                      |   |                              |                                       |   |
| 108 |                     |                      |   |                              |                                       |   |

|     | A             | B              | C  | D                            | E                                 | F |
|-----|---------------|----------------|--|------------------------------|-----------------------------------|---|
| 109 |               |                | CASSIE VFD/EMS, INC. BUDGET BUILD FOR FY 2024-2025 |                              |                                   |   |
| 110 |               |                | Page 3 of 3  |                              |                                   |   |
|     | GROUP<br>ACCT | DETAIL<br>ACCT |  | BUDGET BUILD<br>BY LINE ITEM | BUDGET BUILD<br>TOTAL BY<br>GROUP |   |
| 111 | NO            | NO             | CATEGORY NAME                                      |                              |                                   |   |
| 112 |               |                |  |                              |                                   |   |
| 113 | 9000          |                | PUBLIC RELATIONS                                   |                              |                                   |   |
| 114 |               | 9005           | EDUCATIONAL SUPPLIES                               | \$100.00                     |                                   |   |
| 115 |               | 9010           | PUBLIC EDUCATION/RELATION/APPRECIATION             | \$500.00                     |                                   |   |
| 116 |               | 9015           | SHIPPING AND POSTAGE                               | \$100.00                     |                                   |   |
| 117 |               | 9020           | PRINTING   | \$100.00                     |                                   |   |
| 118 |               | 9025           | RECOGNITION/THANK YOU                              | \$500.00                     |                                   |   |
| 119 |               |                | TOTAL PUB REL                                      |                              | \$1,300.00                        |   |
| 120 | 9500          |                | CAPITAL EXPENDITURES (IND. ITEM OVER \$2500)       |                              |                                   |   |
| 121 |               |                |  |                              |                                   |   |
| 122 |               |                |  |                              |                                   |   |
| 123 |               |                |  |                              |                                   |   |
| 124 |               |                |  |                              |                                   |   |
| 125 |               |                |  |                              |                                   |   |
| 126 |               |                |  |                              |                                   |   |
| 127 |               |                |  |                              |                                   |   |
| 128 |               |                | TOTAL CAPITAL EXP                                  |                              | \$0.00                            |   |
| 129 |               |                |  |                              |                                   |   |
| 130 |               |                | TOTAL ESD BUDGET with Capital Expenditures         | \$260,415.00                 | \$260,415.00                      |   |
| 131 |               |                | TOTAL ESD BUDGET withOUT Capital Expenditures      | \$260,415.00                 | \$260,415.00                      |   |
| 132 |               |                | BURNET COUNTY MUTUAL AID FUNDS                     | \$0.00                       | \$0.00                            |   |
| 133 |               |                |  |                              |                                   |   |
| 134 |               |                |  |                              |                                   |   |
| 135 |               |                |  |                              |                                   |   |
| 136 |               |                |  |                              |                                   |   |
| 137 |               |                |  |                              |                                   |   |
| 138 |               |                |  |                              |                                   |   |
| 139 |               |                |  |                              |                                   |   |
| 140 |               |                |  |                              |                                   |   |
| 141 |               |                |  |                              |                                   |   |
| 142 |               |                |  |                              |                                   |   |
| 143 |               |                |  |                              |                                   |   |
| 144 |               |                |  |                              |                                   |   |
| 145 |               |                |  |                              |                                   |   |
| 146 |               |                |  |                              |                                   |   |
| 147 |               |                |  |                              |                                   |   |
| 148 |               |                |  |                              |                                   |   |
| 149 |               |                |  |                              |                                   |   |
| 150 |               |                |  |                              |                                   |   |
| 151 |               |                |  |                              |                                   |   |
| 152 |               |                |  |                              |                                   |   |
| 153 |               |                |  |                              |                                   |   |

